



CONDENSATION HOODS

Product Brochure

Jeven

Top ventilation for top chefs



TABLE OF CONTENTS

FUNCTIONING PRINCIPLE	04
PRODUCT STRUCTURE	05
EXHAUST AIR, LIGHTS.....	06
PRESSURE LOSS AND SOUND DATA.....	07
SUPPLY AIR	08
DIMENSIONS.....	10
POSITIONING AND PRODUCT CODE	11

All rights reserved



Siipiweikot, Iso Omena

CONDENSATION HOODS

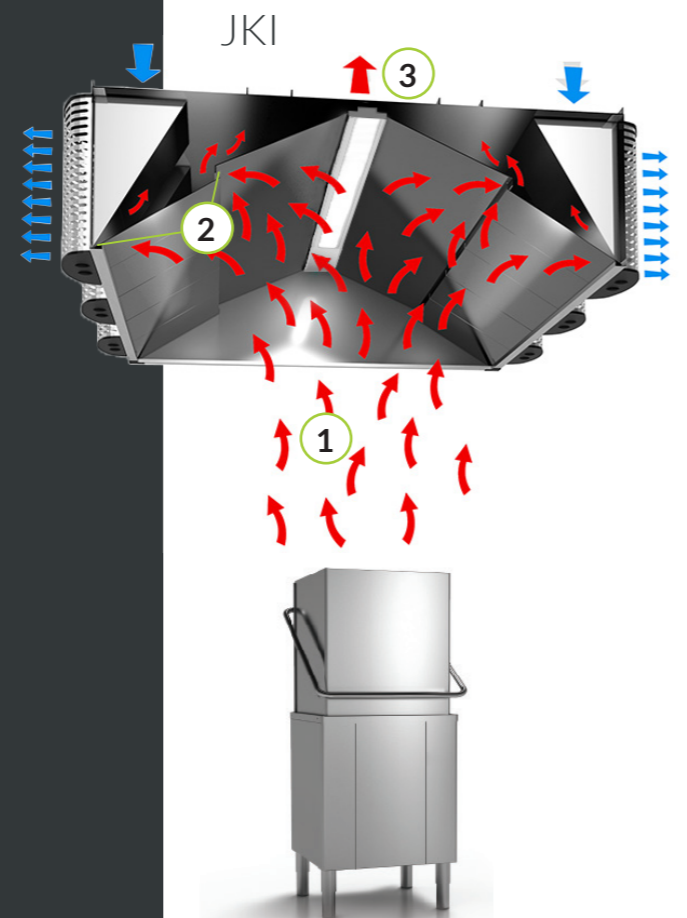
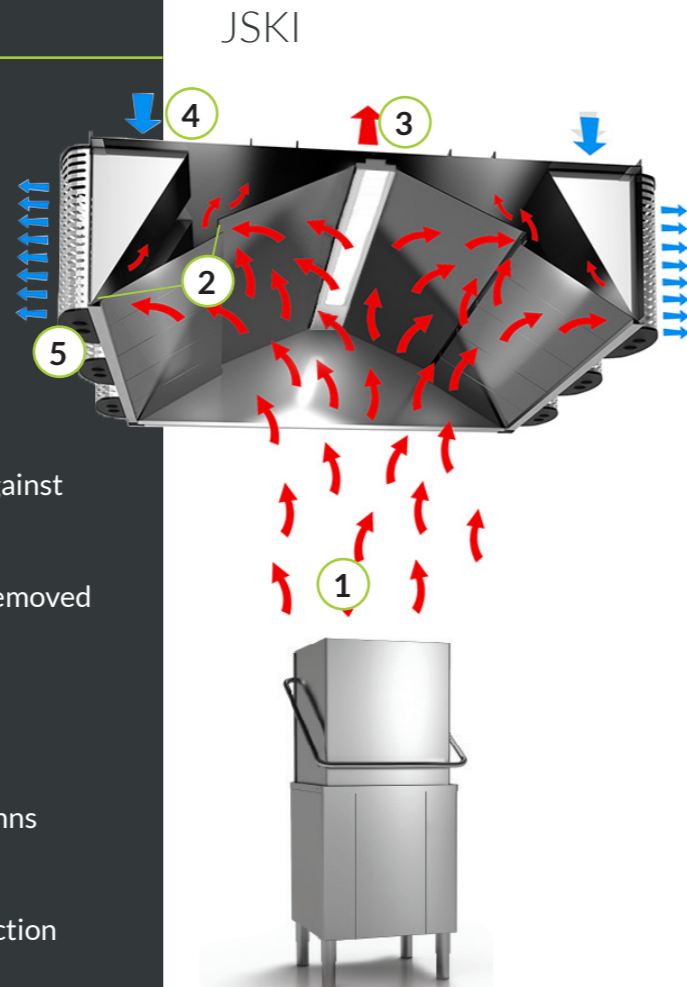
Jeven's condensation hoods are the most effective hoods on the market for removing condensate water. The Jeven condensation hoods has a unique water and vapor separation baffle structure, condensate separators and edge grip on both long sides. Thanks to the modular design of the hoods, they can be manufactured without partitions.

Condensation hoods are the perfect choice for kitchens, where a large amount of water vapor is released from kitchen equipment, such as dishwashers.



FUNCTIONING PRINCIPLE

- 1 Dirty air rises due to temperature differences against the ceiling of the hood.
- 2 Condensated water and grease are effectively removed by the baffles.
- 3 Clean air is extracted.
- 4 Supply air is introduced through supply air columns
- 5 The supply air blowing pattern and blowing direction can be varied.



PRODUCT STRUCTURE

CONDENSATION HOODS

- 1 Measurement tap for the supply air (behind the condensation baffles)
- 2 LED light
- 3 Condensation baffles, measurement tap for exhaust air
- 4 Supply air connection and damper unit
- 5 Exhaust air connection and damper plates
- 6 Supply air unit (detachable)



EXHAUST AIR

JSKI and JKI CONDENSATION HOODS

The recommended exhaust flow rate is max. 250 l/s per 315 mm spigot, duct velocity 3.2 m/s. The hoods are equipped with a suitable type of condensation baffles (pressure level 30-50 Pa). The recommended exhaust flow is 100 to 200 l/s per hood meter.

The hoods are equipped with a suitable type of condensation baffles.

Recommended exhaust flow/spigot


Spigot size ϕ	Exhaust flow	
	l/s	m ³ /h
200	90-175	320-630
250	175-250	630-900
315	250-420	900-1510
400	420-700	1510-2520

LIGHTS

By default, every hood module comes with an energy efficient LED light fixture integrated to the hood's roof.

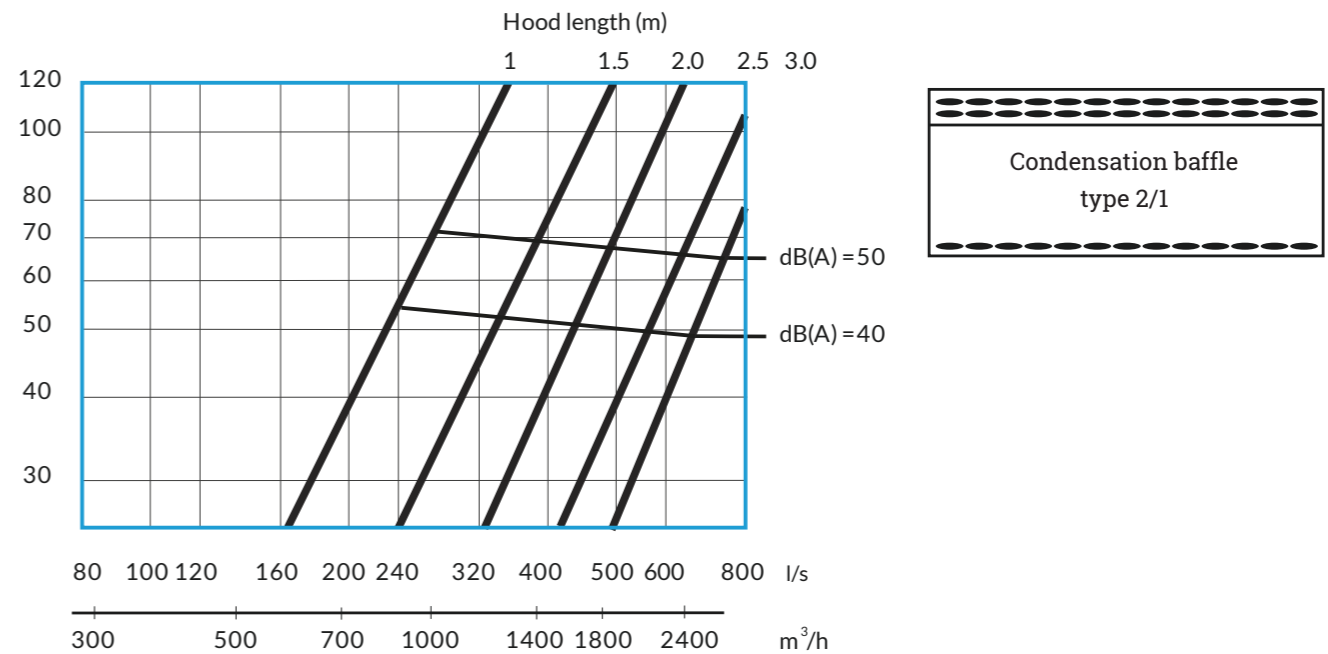
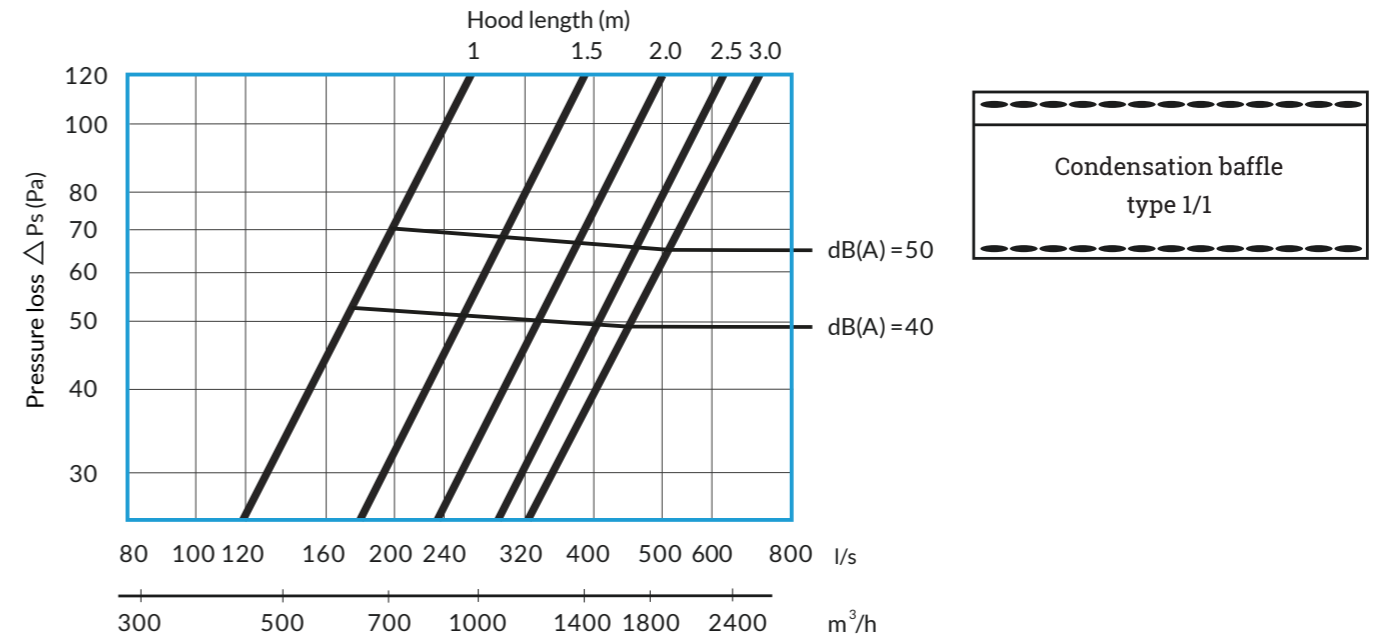
The light fixture has a cable which should be connected to a junction box with a cable lock. The connection cable is equipped with a quick connector and it must be positioned in such way that it is not exposed to mechanical or thermal stress.

IP 66 integrated LED lamp
4000 K, CRI >84
inc 2 m HF-connection cable
(Halogen Free,
type 3x1,5 mm²)



PRESSURE LOSS AND SOUND DATA

JSKI and JKI CONDENSATION HOODS



Sound power level, Lw

Sound power level Lw in each octave band is computed by adding the corresponding factor, Kok to the sound power level LpA: $Lw = LpA + Kok$.

Factor, Kok

Hz	125	250	500	1000	2000	4000
Kok	6	5	4	-2	-8	-15
tol.	±3	±3	±2	±2	±3	±4

Effect of damper plate on sound level

In practice, the sound level will not increase if the pressure difference increases by 20 pascals or less. When the differential pressure rises, the sound level of about 45 pascals increases by about 5 decibels. Precise sound additions can be found in the design software (MagiCAD, CADs Planner Hepac).

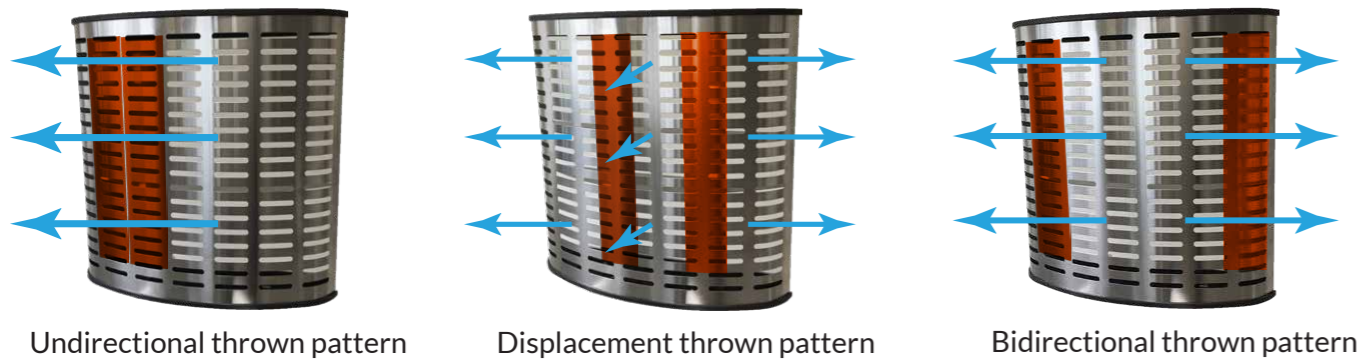
SUPPLY AIR

CONDENSATION HOOD JSKI

Even supply air columns deliver a controlled and flexible distribution of the supply air. It is possible to wash the supply air columns in a dishwasher and the inside of the supply air chambers is easy to clean.

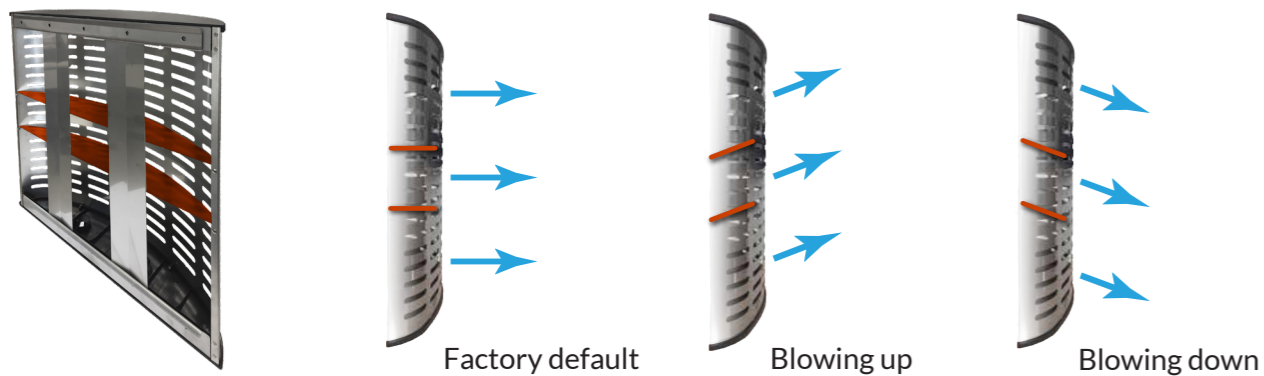
Horizontal alignment of the supply air

The supply air blow direction can be aligned left or right by moving the air control plates inside the supply air units. The air control plates are marked in red in the pictures.



Vertical alignment of the supply air

The supply air blow direction can be aligned up or down by turning the horizontal air control plates inside the supply air units. The air control plates are marked in red in the pictures.



Air blow directions alignment nearby supply air column

Supply air blowing direction can be aligned by turning the rotatable blowing nozzles at the bottom of the supply air column. The rotatable nozzles are marked in red in the pictures.



SUPPLY AIR

CONDENSATION HOOD JSKI

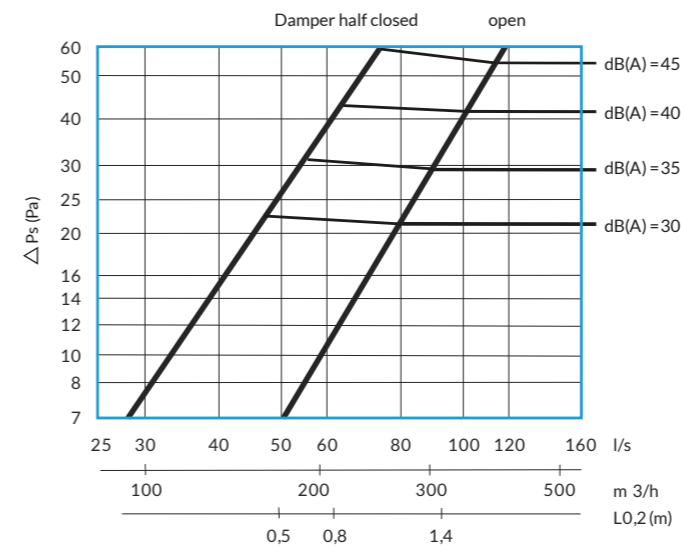
The canopies are supplied from the factory with suitable air flow rates for a pressure level of 25-35 Pa.

Hood height	Supply air unit width, B	
mm	200 mm	500 mm
330	-	50-90 l/s
540	40-70 l/s	100-150 l/s

Pressure loss, sound data and throw length/supply air unit

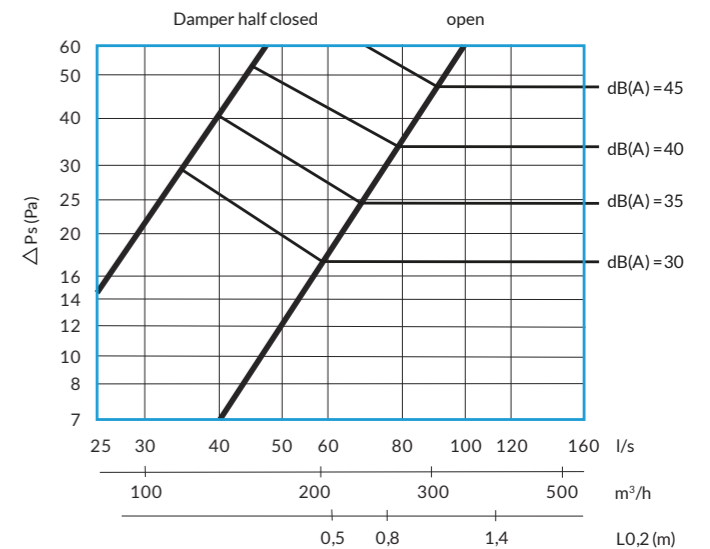
Spigot ø200 mm

Unit width 500 mm. Hood height 330 mm. Measurement after 90° curve.



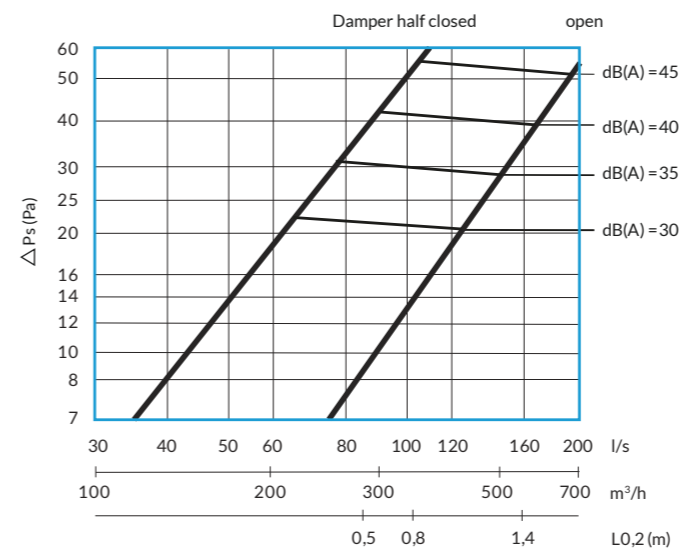
Spigot ø160 mm

Unit width 200 mm. Hood height 540 mm. Measurement after 90° curve.



Spigot ø250 mm

Unit width 500 mm. Hood height 540 mm. Measurement after 90° curve.



Spigot ø200

Hz	125	250	500	1000	2000	4000
Kok	-2	7	4	-5	-19	-26
tol.	±6	±4	±2	±2	±3	±5

Spigot ø160

Hz	125	250	500	1000	2000	4000
Kok	-2	1	2	1	-7	-16
tol.	±3	±3	±2	±2	±3	±4

Spigot ø250

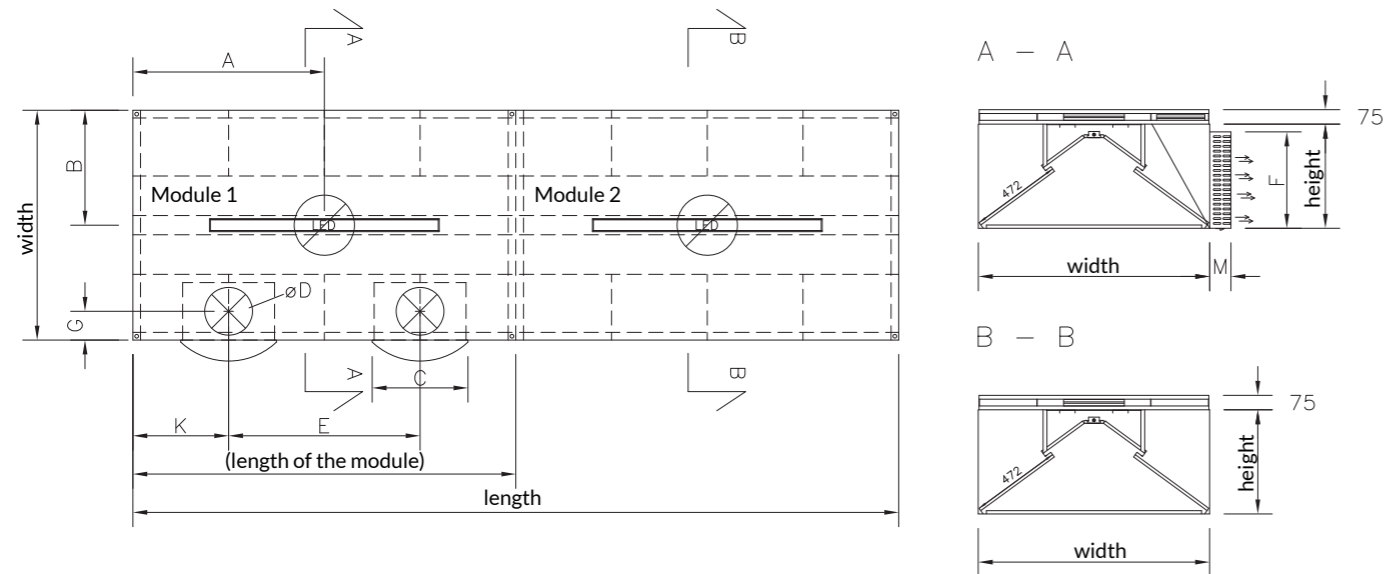
Hz	125	250	500	1000	2000	4000
Kok	6	8	4	-5	-10	-18
tol.	±3	±3	±2	±2	±3	±4

The sound power level (Lw) in each octave band is computed by adding the corresponding factor Kok to the sound pressure level (LpA), as in $Lw = LpA + Kok$.

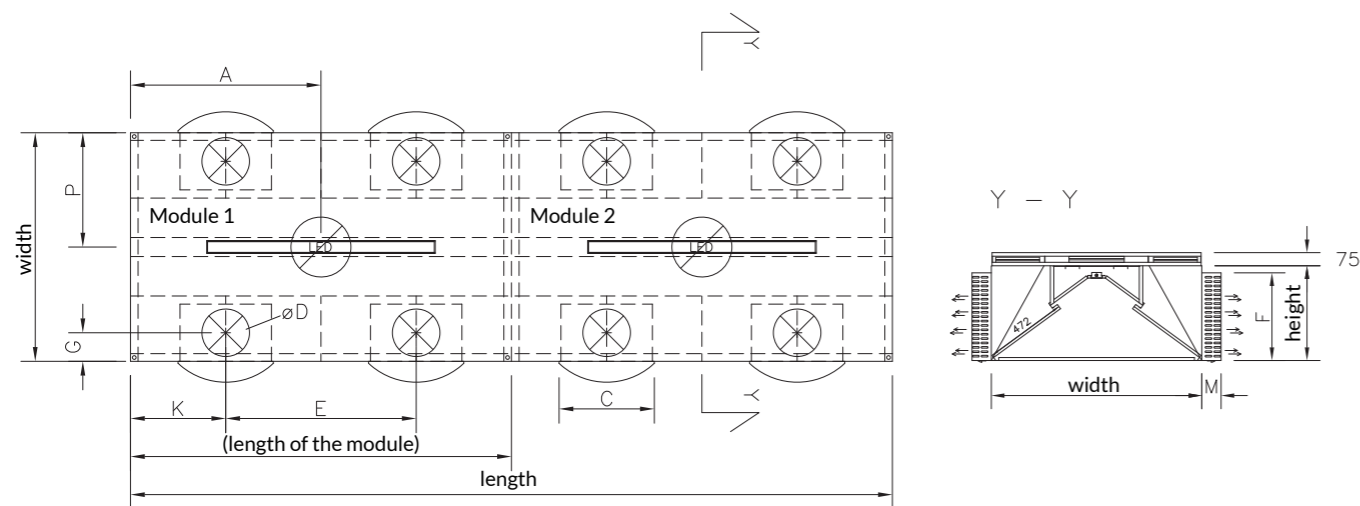
DIMENSIONS

JSKI and JKI CONDENSATION HOODS

JSKI/JKI Wall hood



JSKI Island type hood



Hoods length, A and P dimensions can be chosen freely. All dimensions are in millimeters (mm).

Hood height	C	F	øD	G	E min	K min	M
540	200	500	160	100	400	350	65
330	500	290	200	125	700	500	110
540	500	500	250	150	800	550	110

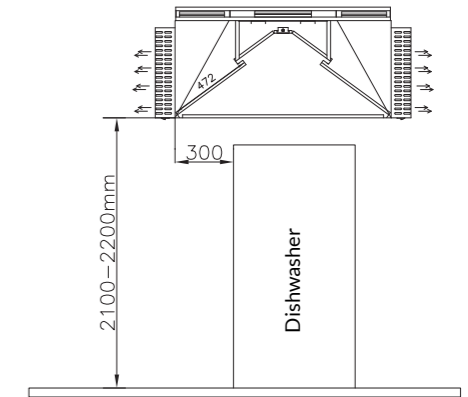
Widths of hoods at 100 mm intervals									
Width	1000	1100	1200	1300	1400	1500	1600	1700	1800

POSITIONING

The size of the condensate hood is determined by the washing or baking equipment below.

As an edge overlay, it is recommended to 300 mm from the outside of the kitchen appliance. Above the side-opening devices, it is recommended to use a minimum of 400 mm edge overhang. Above the doors of opening or similar devices, it is recommended to have a door-to-edge overhang.

The recommended distance between the hood and the floor is 2100-2200 mm.



PRODUCT CODE

JSKI - 3000 x 1500 x 540 - 2x250 - 2 x 315 + 280 l/s - 450 l/s - CB

MODEL

JSKI=Supply air hood
JKI=Exhaust air hood

SIZE

Length x Width x Height

EXHAUST AIR FLOW I/S

SUPPLY AIR FLOW I/S

NUMBER AND SIZE OF THE EXHAUST AIR CONNECTIONS

NUMBER AND SIZE OF THE SUPPLY AIR CONNECTIONS

ACCESSORIES

CB=Covering boards available to enclose the area between the top of the hood and the ceiling.

The canopy's base material is stainless steel, AISI 304.

JEVEN DESIGNER SERVICE

You can have airflow calculations and project-specific product solutions quickly and easily for your project.

Our designer service will provide a proposal for your project, including hood blocks in MagiCAD or CADS format as well as airflow calculations.

[jeven.fi/en/designer-service >](https://jeven.fi/en/designer-service)



Jeven
Top ventilation for top chefs

jeven@jeven.fi

010 231 2030

jeven.fi